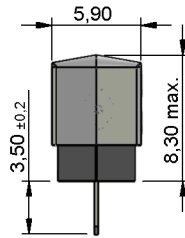
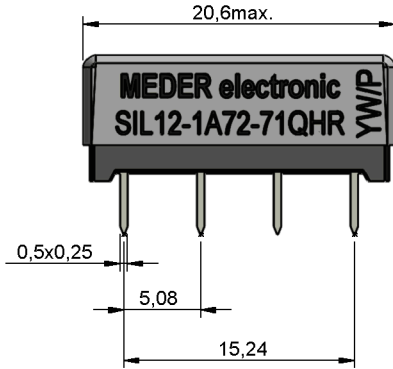
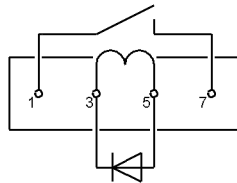



Dimensions mm[inch]
 tolerances acc. to DIN ISO 2768-m
 Toleranzen gem. DIN ISO 2768-m



Layout
 Top view
 Draufsicht



Isometric
 Scale 2:1
 Maßstab 2:1



Marking
 according to EN60062/factory code
 gem. EN60062/Fertigungsstätte



Coil Data at 20 °C	Conditions	Min	Typ	Max	Unit
Coil resistance		1.800	2.000	2.200	Ohm
Coil voltage			12		VDC
Rated power			72		mW
Thermal resistance	max. Relay temperature = operating temperature + self heating		109		K/W
Pull-In voltage				8,4	VDC
Drop-Out voltage		1,8			VDC

Contact data 66/3	Conditions	Min	Typ	Max	Unit
Contact rating	Any DC combination of V & A not to exceed their individual max.'s			10	W
Switching voltage	DC or Peak AC			200	V
Switching current	DC or Peak AC			0,5	A
Carry current	DC or Peak AC			1	A
Contact resistance static	Measured with 40% overdrive Start Value			150	mOhm
Insulation resistance	RH <45 %, 100 V test voltage	10			GOhm
Breakdown voltage	according to EN 60255-5	250			VDC
Capacity	@ 10 kHz across open switch		0,3		pF

Special Product Data	Conditions	Min	Typ	Max	Unit
Dielectric Strength Coil/Contact	according to EN 60255-5	1,5			kV DC
Insulation resistance Coil/Contact	RH <45%, 200 VDC measuring voltage	100			GOhm
Capacity Coil/Contact	@ 10 kHz		0,7		pF
Housing material		epoxy resin			
Connection pins		FeNi42, tin plated			
Magnetic Shield		yes			
Approval		UL-File No. NRNT2.E156887 / NRNT8.E156887			
Reach / RoHS conformity		yes			

Modifications in the sense of technical progress are reserved

Designed at: 08.03.04 Designed by: SCHELLHORN
 Last Change at: 18.09.13 Last Change by: THAUKE

Approval at: 25.07.11 Approval by: CRUF
 Approval at: 19.09.13 Approval by: SSSCHNECKENBURGER

Version: 4



Europe: +49 / 7731 8399 0 | Email: info@meder.com
 USA: +1 / 508 295 0771 | Email: salesusa@meder.com
 Asia: +852 / 2955 1682 | Email: salesasia@meder.com

Item No.:
3312172871
 Item:
SIL12-1A72-71QHR

Environmental data	Conditions	Min	Typ	Max	Unit
Shock	1/2 sine, duration 11ms, in 3 axis			50	g
Vibration	from 10 - 2000 Hz			20	g
Operating temperature		-20		70	°C
Storage temperature		-35		95	°C
Soldering temperature	wave soldering max. 5 sec.			260	°C
Washability		fully sealed			

General data	Conditions	Min	Typ	Max	Unit
Total weight			2,4		g
Packaging		tube per 25 pcs.			

Modifications in the sense of technical progress are reserved

Designed at: 08.03.04 Designed by: SCHELLHORN
 Last Change at: 18.09.13 Last Change by: THAUKE

Approval at: 25.07.11 Approval by: CRUF

Approval at: 19.09.13 Approval by: SSSCHNECKENBURGER

Version: 4