

TRP-TRPD Series

Printed Circuit Mounting - Vertical

Low Voltage Rectifier Transformers

Features:

- Many popular ratings from .5VA to 24VA.
- CSA and UL recognized component approval LR16597, E105782.
- Convenient industry standard P.C. board layout.
- Single or Dual primary voltages.
- 6 Pin 230V 50/60Hz also available.
- Split bobbin design on most models.
- Series/parallel secondary winding on all.
- Class B - 130°C Insulation system.



TRP 6 Pin

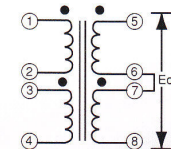
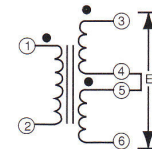
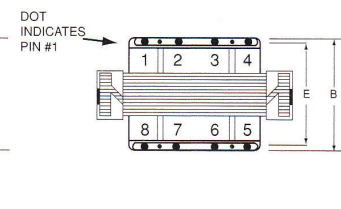
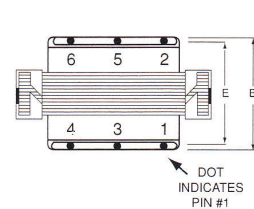
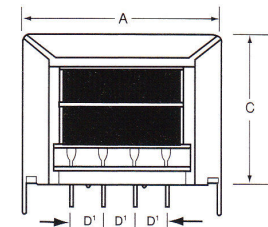
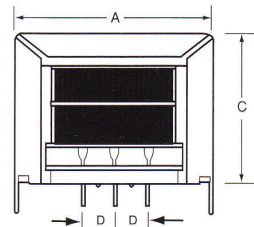


TRPD 8 Pin

115 Volt 60Hz 6 Pin
115/230 Volt 50/60Hz 8 Pin



Cat. No.		Secondary RMS Rating				Size
Single 6 Pin	Dual 8 Pin	Series Volts (C.T.)	mA	Parallel Volts	mA	
TRP 10C	-	10 @ 50		5 @ 100		1
TRP 10D	TRPD 10D	10 @ 90		5 @ 180		1A
TRP 10FA	TRPD 10F	10 @ 150		5 @ 300		2
TRP 10GA	TRPD 10G	10 @ 440		5 @ 880		3
TRP 10G	-	10 @ 500		5 @ 1000		3
TRP 10J	TRPD 10J	10 @ 1000		5 @ 2000		4
TRP 10H	TRPD 10H	10 @ 2400		5 @ 4800		5
TRP 12C	-	12.6 @ 40		6.3 @ 80		1
TRP 12D	TRPD 12D	12.6 @ 70		6.3 @ 140		1A
TRP 12FA	TRPD 12F	12.6 @ 120		6.3 @ 240		2
TRP 12F	-	12.6 @ 250		6.3 @ 500		2
TRP 12GA	TRPD 12G	12.6 @ 350		6.3 @ 700		3
TRP 12G	-	12.6 @ 500		6.3 @ 1000		3
TRP 12K	TRPD 12K	12.6 @ 800		6.3 @ 1600		4
TRP 12H	TRPD 12H	12.6 @ 2000		6.3 @ 4000		5
TRP 16C	-	16 @ 30		8 @ 60		1
TRP 16D	TRPD 16D	16 @ 45		8 @ 90		1A
TRP 16EA	TRPD 16E	16 @ 90		8 @ 180		2
TRP 16E	-	16 @ 180		8 @ 360		2
TRP 16FA	TRPD 16F	16 @ 280		8 @ 560		3
TRP 16F	-	16 @ 300		8 @ 600		3
TRP 16G	TRPD 16G	16 @ 630		8 @ 1260		4
TRP 16H	TRPD 16H	16 @ 1500		8 @ 3000		5
TRP 20D	TRPD 20D	20 @ 45		10 @ 90		1A
TRP 20EA	TRPD 20E	20 @ 80		10 @ 160		2
TRP 20E	-	20 @ 150		10 @ 300		2
TRP 20FA	TRPD 20F	20 @ 220		10 @ 440		3
TRP 20F	-	20 @ 300		10 @ 600		3
TRP 20G	TRPD 20G	20 @ 500		10 @ 1000		4
TRP 20H	TRPD 20H	20 @ 1200		10 @ 2400		5
TRP 24D	TRPD 24D	24 @ 35		12 @ 70		1A
TRP 24E	TRPD 24E	24 @ 60		12 @ 120		2
TRP 24F	TRPD 24F	24 @ 180		12 @ 360		3
TRP 24G	TRPD 24G	24 @ 450		12 @ 900		4
TRP 24H	TRPD 24H	24 @ 1000		12 @ 2000		5
TRP 28D	TRPD 28D	28 @ 30		14 @ 60		1A
TRP 28E	TRPD 28E	28 @ 50		14 @ 100		2
TRP 28F	TRPD 28F	28 @ 160		14 @ 320		3
TRP 28G	TRPD 28G	28 @ 360		14 @ 720		4
TRP 28H	TRPD 28H	28 @ 800		14 @ 1600		5
TRP 34D	TRPD 34D	34 @ 25		17 @ 50		1A
TRP 34E	TRPD 34E	34 @ 35		17 @ 70		2
TRP 34F	TRPD 34F	34 @ 125		17 @ 250		3
TRP 34G	TRPD 34G	34 @ 300		17 @ 600		4
TRP 34H	TRPD 34H	34 @ 700		17 @ 1400		5
TRP 40D	TRPD 40D	40 @ 20		20 @ 40		1A
TRP 40E	TRPD 40E	40 @ 30		20 @ 60		2
TRP 40F	TRPD 40F	40 @ 110		20 @ 220		3
TRP 40G	TRPD 40G	40 @ 250		20 @ 500		4
TRP 40H	TRPD 40H	40 @ 600		20 @ 1200		5
TRP 56D	TRPD 56D	56 @ 15		28 @ 30		1A
TRP 56E	TRPD 56E	56 @ 20		28 @ 40		2
TRP 56F	TRPD 56F	56 @ 80		28 @ 160		3
TRP 56G	TRPD 56G	56 @ 180		28 @ 360		4
TRP 56H	TRPD 56H	56 @ 420		28 @ 840		5
TRP 120D	TRPD 120D	120 @ 8		60 @ 16		1A
TRP 120E	TRPD 120E	120 @ 10		60 @ 20		2
TRP 120F	TRPD 120F	120 @ 35		60 @ 70		3
TRP 120G	TRPD 120G	120 @ 85		60 @ 170		4
TRP 120H	TRPD 120H	120 @ 200		60 @ 400		5



Sizes 3 & 4 only have mounting tabs.
P.C. PIN dimensions .045" x .019".

Size	A	B	C	D	D1	E	Wt. lb.
1	1.05	0.94	0.84	0.20	-	0.78	.06
1A	1.05	1.38	0.84	0.25	0.20	1.20	.15
2	1.46	1.19	1.22	0.31	0.20	1.00	.19
3	1.70	1.25	1.45	0.40	0.25	1.10	.31
4	1.95	1.44	1.72	0.40	0.25	1.30	.56
5	1.63	2.25	1.38	0.40	0.25	2.10	.75