

# TCE Series

## Enclosed Mounting



### Control Circuit Transformers

#### Application:

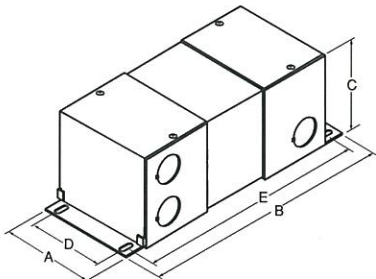
Enclosed to allow mounting of control circuit transformers outside of any other electrical enclosure, as coil protection and access knockouts for cable are integrally provided.

#### Features:

- Attractive ASA61 grey baked enamel covers with 1/2" conduit knockouts.
- Size Reduced (SR) enclosures are available on: 100VA\*, 150VA\*, 200VA\* models. Add suffix SR.
- Fully varnish impregnated core and coil assembly for quiet operation.
- CSA-NRTL/C certified, LR16597.
- Leads and screw terminals are used for ease of installation.
- Dielectric tested to UL/CSA standards.
- Models from 100VA to 1000VA.
- 60Hz rated.

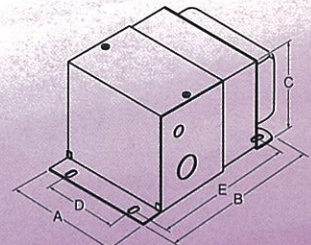


Primary Volts	Sec. Volts	100VA*	150VA*	200VA*	250VA	350VA	500VA	750VA	1000VA
120	12/24	TCE10012D-1	TCE15012D-1	TCE20012D-1	TCE25012D-1	TCE35012D-1	TCE50012D-1		
	24	TCE10024-1	TCE15024-1	TCE20024-1	TCE25024-1	TCE35024-1	TCE50024-1		
	120	TCE100120-1	TCE150120-1	TCE200120-1	TCE250120-1	TCE350120-1	TCE500120-1	TCE750120-1	TCE1000120-1
208	24	TCE10024-2	TCE15024-2	TCE20024-2	TCE250120-2				
	120	TCE100120-2	TCE150120-2	TCE200120-2	TCE250120-2	TCE350120-2	TCE500120-2	TCE750120-2	TCE1000120-2
240	24	TCE10024-3	TCE15024-3	TCE20024-3	TCE25024-3				
	120	TCE100120-3	TCE150120-3	TCE200120-3	TCE250120-3	TCE350120-3	TCE500120-3	TCE750120-3	TCE1000120-3
277	24	TCE10024-4	TCE15024-4	TCE20024-4	TCE25024-4				
	120	TCE100120-4	TCE150120-4	TCE200120-4	TCE250120-4	TCE350120-4	TCE500120-4	TCE750120-4	TCE1000120-4
	120/240	TCE100120D-4	TCE150120D-4	TCE200120D-4	TCE250120D-4	TCE350120D-4	TCE500120D-4	TCE750120D-4	TCE1000120D-4
347	24	TCE10024-5	TCE15024-5	TCE20024-5	TCE25024-5				
	120	TCE100120-5	TCE150120-5	TCE200120-5	TCE250120-5	TCE35120-5	TCE500120-5	TCE750120-5	TCE1000120-5
	240	TCE100240-5	TCE150240-5	TCE200240-5	TCE250240-5	TCE350240-5	TCE500240-5	TCE750240-5	TCE1000240-5
416	120/240	TCE100120D-5	TCE150120D-5	TCE200120D-5	TCE250120D-5	TCE350120D-5	TCE500120D-5	TCE750120D-5	TCE1000120D-5
	24	TCE10024-6	TCE15024-6	TCE20024-6	TCE25024-6				
	120	TCE100120-6	TCE150120-6	TCE200120-6	TCE250120-6	TCE350120-6	TCE500120-6	TCE750120-6	TCE1000120-6
480	240	TCE100240-6	TCE150240-6	TCE200240-6	TCE250240-6	TCE350240-6	TCE500240-6	TCE750240-6	TCE1000240-6
	120/240	TCE100120D-6	TCE150120D-6	TCE200120D-6	TCE250120D-6	TCE350120D-6	TCE500120D-6	TCE750120D-6	TCE1000120D-6
	24	TCE10024-7	TCE15024-7	TCE20024-7	TCE25024-7				
600	120	TCE100120-7	TCE150120-7	TCE200120-7	TCE250120-7	TCE350120-7	TCE500120-7	TCE750120-7	TCE1000120-7
	240	TCE100240-7	TCE150240-7	TCE200240-7	TCE250240-7	TCE350240-7	TCE500240-7	TCE750240-7	TCE1000240-7
	120/240	TCE100120D-7	TCE150120D-7	TCE200120D-7	TCE250120D-7	TCE350120D-7	TCE500120D-7	TCE750120D-7	TCE1000120D-7
600	24	TCE10024-9	TCE15024-9	TCE20024-9	TCE25024-9				
	120	TCE100120-9	TCE150120-9	TCE200120-9	TCE250120-9	TCE350120-9	TCE500120-9	TCE750120-9	TCE1000120-9
	240	TCE100240-9	TCE150240-9	TCE200240-9	TCE250240-9	TCE350240-9	TCE500240-9	TCE750240-9	TCE1000240-9
120/240	TCE100120D-9	TCE150120D-9	TCE200120D-9	TCE250120D-9	TCE350120D-9	TCE500120D-9	TCE750120D-9	TCE1000120D-9	



Standard TCE mounting

VA	Dimensions						*SR	
	A	B	C	D	E	B	E	
100VA	3.88	8.20	3.50	3.20	7.50	5.75	4.50	
150VA	3.88	8.50	3.50	3.20	7.75	6.25	5.00	
200VA	3.88	9.25	3.50	3.20	8.50	6.75	5.50	
250VA	4.50	8.75	4.20	3.75	8.00			
350VA	4.50	9.25	4.20	3.75	8.50			
500VA	4.50	10.25	4.20	3.75	9.50			
750VA	4.40	11.00	5.30	3.50	10.00			
1000VA	4.40	12.00	5.30	3.50	11.00			



TCE (SR) mounting