


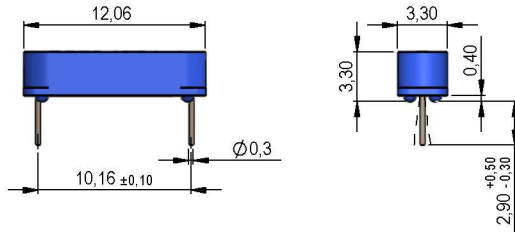
**Dimensions mm[inch]**



tolerances acc. to DIN ISO 2768-m  
Toleranzen gem. DIN ISO 2768-m

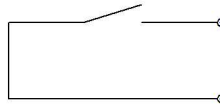
**Isometric**

Scale 2:1  
Maßstab 2:1



Possible angular variations of the pins up to 7,5°  
Mögliche Winkelabweichung der Anschlussbeine bis zu 7,5°

**Schematic**



**Marking**

according to EN60062/factory code  
gem. EN60062/Fertigungsstätte

MEDER 4-A YMP

Magnetic properties	Conditions	Min	Typ	Max	Unit
Pull-In	at 20°C	4		12	VDC
Test equipment			PK 055		

Special Product Data	Conditions	Min	Typ	Max	Unit
Contact - form		A - NO			
Contact rating	Any DC combination of V & A not to exceed their individual max.'s			10	W
Switching voltage	DC or Peak AC			170	V
Carry current	DC or Peak AC			0,5	A
Switching current	DC or Peak AC			0,5	A
Sensor-resistance	measured with 40% overdrive Sensor deactivated			200	mOhm
Housing material		PBT glass fibre reinforced			
Case color		blue			
Sealing compound		Epoxy resin			

Environmental data	Conditions	Min	Typ	Max	Unit
Shock	1/2 sine wave duration 11ms			30	g
Vibration	from 10 - 2000 Hz			20	g
Ambient temperature		-20		85	°C
Storage temperature		-35		85	°C
Cleaning		fully sealed			